



HP POWER ASSISTANT

YOU HAVE THE POWER. USE IT WISELY.



TECHNOLOGY SPOTLIGHT


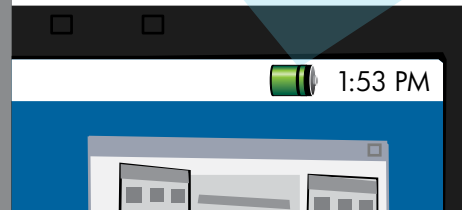
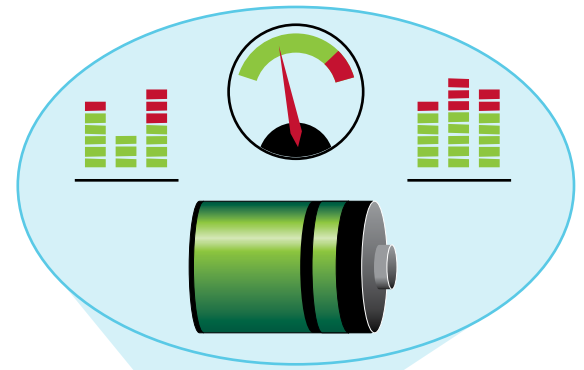
HP PROFESSIONAL INNOVATIONS FOR BUSINESS NOTEBOOKS

DO YOU HAVE THE POWER TO GET THE JOB DONE?

When it comes to mobile computing, battery life or the lack of it can make or break the whole experience. So why are notebook power settings so difficult to find and use? Nothing is more frustrating than having your notebook's battery die in the middle of a meeting, email or document. Unfortunately, all that the battery icon in your system tray reveals is that you're running dangerously low. It's a race against time and the clock keeps ticking while you struggle with your settings.

The big picture doesn't look any better. Right now, because there is no power reporting available on your network, IT has no way of accurately tracking power consumption for any one system, much less notebooks throughout the enterprise. This makes it next to impossible to include notebook energy use in your enterprise's cost cutting or environmental initiatives.

Now that's all changed. With HP Power Assistant, it's easy to control, stretch and use your power wisely.



YOU'RE IN CONTROL WITH HP POWER ASSISTANT.

HP Power Assistant puts your notebook's power settings at your fingertips with one easy-to-use tool. And because it uses dedicated hardware found in HP Business Notebooks, HP Power Assistant delivers a level of accuracy and monitoring you simply can't find in other power management tools. You gain the real-time visibility and control you need to conserve your notebook's power, stretch its battery life and even help meet your goals for greener computing.

On the network level, HP Power Assistant delivers an integrated solution that measures, logs and reports platform energy use, giving IT the information needed to save the enterprise money and energy.

SEE YOUR POWER AT WORK.

Plugged in

When your notebook is plugged into an AC power source, HP Power Assistant displays your current battery status and your current power usage in watts. The Profile list lets you easily determine the impact of your current and optional power settings. Want to reduce your impact on the environment? Selecting the Power Saver Profile reduces your power consumption, thereby helping to reduce your carbon footprint.

On the go

When you're unplugged and running on pure direct current (DC), HP Power Assistant displays your remaining battery life in hours and minutes. The Profile list shows your consumption impact in minutes. Need to stretch your battery life to make it to the end of that meeting? Switching from High Performance to Power Saver can help you stretch your remaining battery time.



AC? DC? What's the difference?

Alternating current (AC) is the power you get from a normal wall outlet. Direct current (DC) is the type of power produced by batteries. A notebook uses both. When plugged in, the notebook's power adapter converts the AC coming from the outlet into the DC needed to operate the notebook and charge the battery. Unlike other power monitors, HP Power Assistant provides views of both, so you know exactly how much power your notebook is using and how much time you have left to finish the job.

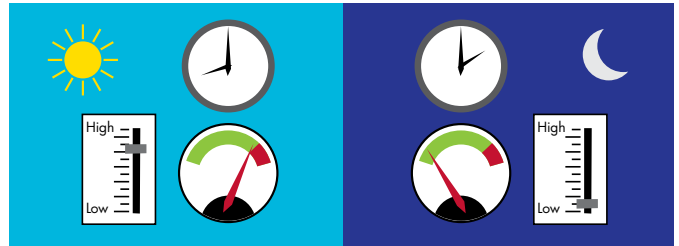
CONTROL WHERE YOUR POWER GOES.

HP Power Assistant can help you through a power pinch and lets you choose the appropriate profile for your day to day computing. You might want or need more control. HP Power Assistant makes this easy, too. In Settings you can see and control the devices, services and Windows® power plan settings associated with each profile.

Let's say you're not willing to sacrifice your Bluetooth® capabilities—ever. Simply de-select it from the preferences tab. In addition to choosing which devices the HP Power Assistant manages, you can configure your display options. For example, you can display estimated carbon units in kilograms or pounds.

Set a schedule for power usage.

At times of the day when you don't use your PC, your computer shouldn't be using power unwisely. HP Power Assistant helps you conserve energy by setting schedules for power usage. If you work from 8 a.m. to 5 p.m., you can use the Scheduling feature to turn down the power during your off hours.



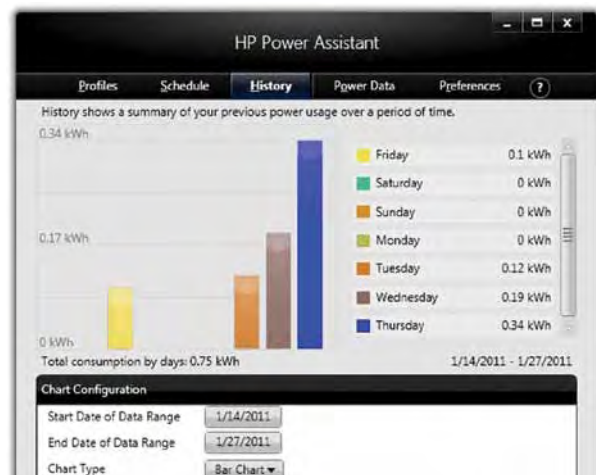
Control multiple external monitors.

If you use multiple monitors for graphic arts, business applications or other uses, they can consume a lot of power. HP Power Assistant can help you reduce power consumption by controlling the power settings on up to four compatible external HP monitors² that are connected to your HP Business Notebook.

Get the details you want.

If you're serious about saving money and reducing your carbon footprint,¹ you need even more information about your power consumption. HP Power Assistant's Usage Details feature helps you understand and estimate what running your notebook costs when using each setting in dollars, kilowatt hours and even carbon.¹

Sometimes a good visual helps. HP Power Assistant breaks down power use into bar and pie charts and can plot this data by device, system state, distribution, day, week or month.



WHAT SETS HP POWER ASSISTANT APART FROM THE REST?

- It uses dedicated hardware in HP notebooks for real-time measurement of power use. Information is reported for both AC and DC power.
- It allows you to control power settings on up to four compatible external HP monitors.²
- It uses industry-standard manageability instrumentation to deliver data to supported consoles.

UNDERSTAND THE BIG PICTURE.

Management consoles provide IT with an important means of tracking computing trends across the enterprise. But power consumption data for notebooks has been missing—until now. HP Power Assistant data can be captured with HP Client Automation and HP Client Manager. IT can then use this data to generate reports, evaluate the power consumption of your enterprise environment, identify ways to lower total cost of ownership and optimize environmental policies throughout the enterprise.

HP POWER ASSISTANT

YOU HAVE THE POWER. USE IT WISELY.

LEVERAGE THE POWER OF HP PROFESSIONAL INNOVATIONS.

Available on select HP Business Notebooks, HP Power Assistant is among the many innovations that deliver an enhanced mobile computing experience. Collectively, these innovative hardware features and software solutions enhance security, improve ease of use and help enable reliability all while keeping the environment in mind.


In short, HP Power Assistant and other HP Professional Innovations help keep you going wherever business takes you.

To learn more, visit
www.hp.com/go/professionalinnovations.

LOOK FOR THESE INNOVATIONS ON HP BUSINESS NOTEBOOKS.



PROTECT



SIMPLE



RELIABLE



ENVIRONMENTAL

HP POWER
ASSISTANT

To learn more, visit www.hp.com/go/professionalinnovations.

1. Power calculations and cost calculations are estimates. Results will vary based on variables, which include information provided by the user, time PC is in different power states (on, standby, hibernate, off), time PC is on battery or AC, hardware configuration, variable electricity rates and utilities provider. HP advises customers to use information reported by HP Power Assistant for reference only and to validate impact in their environment. Environmental calculations were based on U.S. EPA eGrid 2007 data found at www.epa.gov/egrid/. Regional results will vary.
2. Requires AMD discrete graphics configuration.

© Copyright 2009, 2011 Hewlett Packard Development Company, L.P. The information contained herein is subject to change without notice. The only warranties for HP products and services are set forth in the express warranty statements accompanying such products and services. Nothing herein should be construed as constituting an additional warranty. HP shall not be liable for technical or editorial errors or omissions contained herein.

AMD is a trademark of Advanced Micro Devices, Inc. Windows is a U.S. registered trademark of Microsoft Corporation. Bluetooth is a trademark owned by its proprietor and used by Hewlett Packard Company under license.

4AA28458ENW Rev. 1, February 2011

