



# HP QUICKWEB

GET ONLINE IN NO TIME.




TECHNOLOGY SPOTLIGHT  
LEADING TECHNOLOGIES FOR BUSINESS NOTEBOOKS

## WHY WAIT MINUTES TO GET ONLINE WHEN YOU CAN GET THERE IN SECONDS?

When you're traveling at the speed of business, every minute counts. For many users, valuable time is lost waiting for the notebook PC to boot up just to access the web. Over the course of a single week, the time it takes to power on the notebook and connect to the Internet each time can quickly add up.

HP understands that your time is a precious commodity—that's why we've developed a solution to help give you more of it. HP QuickWeb uses innovative technology that lets you access the web in seconds, even when your notebook is shut down. Because HP QuickWeb resides outside your notebook's operating system, there's no need to wait for your system to boot. Simply push the HP QuickWeb button on your HP Business Notebook PC and in seconds you'll have a fast connection to the Internet and access to websites and content through your browser.

Shutting down your notebook is just as easy: either press the power button or simply close the application—and your notebook powers off in seconds. It's the speed, convenience and security your busy work style demands.



HP QuickWeb button



## DO MORE—IN LESS TIME.

In addition to fast web access, HP QuickWeb gives you fast access to e-mail, contacts and your calendar. Better still, you can personalize your view by picking from a selection of built-in applets, such as social media, news and other commonly used utilities. Just pick your widgets and drag them into your HP QuickWeb configuration screen.

Because you need the ability to connect in a wide variety of locations, HP QuickWeb offers support for LAN and wireless LAN/WAN environments right out of the box. When you first launch HP QuickWeb,<sup>1</sup> you can choose your network connection type—Wi-Fi, LAN or mobile broadband—from the network configuration page. You can even set up multiple connection types. If you're on the road and need to connect using a different network type, simply click the network icon in the top toolbar to bring up a list of available networks, then select the one you want. It's that easy.


**In addition to providing fast access to the Internet from a power off state, HP QuickWeb is a fully functioning web browser that lets you:**

View and play multimedia files in today's most common formats (Adobe Flash, Java™, MP3).

View content with Adobe® Reader.

Retain offline content such as connection settings, cookies, plug ins, favorites and homepage.

Download and save files and content to an external USB drive.



## HOW CAN HP QUICKWEB HELP SAVE TIME AND SIMPLIFY YOUR LIFE?




### FIND THE INFORMATION YOU NEED TO MEET A TIGHT DEADLINE.

Time is scarce, but you've managed to carve out a few minutes for a latte in your favorite coffeehouse before your next customer appointment. As you reach the counter, you suddenly realize you forgot to print out a report of recent sales to this customer. After ordering your latte, you tap the HP QuickWeb button on your notebook and easily log in to your online CRM website. Before the barista has even steamed the milk for your coffee, you have the latest sales report saved on a USB drive, and make your appointment prepared with the right information.

### USE SECURITY SETTINGS TO PROTECT YOUR INFORMATION.

For business users, information security is extremely important. To protect your valuable (and oftentimes irreplaceable) business and personal information, HP QuickWeb comes with a number of security settings designed to let you browse the web with confidence. First and foremost are the software's two security modes, normal (default) and write protected. In normal mode, some security restrictions are enabled, but you can still save settings such as brightness, volume and network connections, as well as create bookmarks, view your browsing history and save files to an external USB drive. In situations where security is of high concern, the write-protected mode prevents any content from being written or saved, including your HP QuickWeb settings.

With strong security features on your side, you can pay your bills, conduct banking and do other online transactions—with confidence. Say you're on a business trip and you realize you forgot to mail your mortgage payment before you left town. No problem. With HP QuickWeb in an elevated write protected security mode, you can quickly access your account and confidently make the payment online.



### ACCESS AND RESPOND TO E-MAIL MESSAGES.

While waiting at the airport to board a flight, a coworker calls. She has some valuable feedback regarding an urgent e mail message you received earlier in the day. Using HP QuickWeb, you pull up the message complete with its embedded graphics and quickly review it. With the help of your coworker, you compose a reply message. You complete and send the message just as your plane begins boarding, and then briefly Skype™ with the intended recipient to confirm receipt of your e mail.

### CONNECT QUICKLY AND STAY PRODUCTIVE WITH HP QUICKWEB.

Access the web in seconds, even when your notebook is turned off.<sup>1</sup>

Spend less time waiting for your notebook to boot up and more time being productive.

Send and receive e-mail messages without booting up your notebook.

Access Skype to stay in touch with your colleagues.

Easily customize your HP QuickWeb experience to gain fast access to key information using built-in widgets for weather, news, stock quotes and more.

Help protect sensitive business information and prevent malicious downloads with enhanced security features.

# HP QUICKWEB

GET ONLINE IN NO TIME.

## LEVERAGE THE POWER OF HP PROFESSIONAL INNOVATIONS.


HP QuickWeb is just one of the many innovations that allow HP Business Notebook PCs to deliver an enhanced mobile computing experience. Together, these innovative hardware features and software solutions enhance security, improve ease of use and help enable reliability, all while keeping the environment in mind. In short, HP QuickWeb and other HP Professional Innovations help keep you going, wherever business takes you.

To learn more, visit  
[www.hp.com/go/professionalinnovations](http://www.hp.com/go/professionalinnovations).

## LOOK FOR THESE INNOVATIONS ON HP BUSINESS NOTEBOOKS.



PROTECT



SIMPLE



RELIABLE



ENVIRONMENTAL

## HP QUICKWEB

To learn more, visit [www.hp.com/go/professionalinnovations](http://www.hp.com/go/professionalinnovations).

1. HP QuickWeb is accessible when the notebook is off in Windows Vista® or Windows® 7-based systems. Internet access is required. Timing may vary depending on the system configuration. To enable the feature following the removal of the battery, reboot the notebook prior to subsequent use. Not available on most HP Minis.

© 2009, 2011 Hewlett Packard Development Company, L.P. The information contained herein is subject to change without notice. The only warranties for HP products and services are set forth in the express warranty statements accompanying such products and services. Nothing herein should be construed as constituting an additional warranty. HP shall not be liable for technical or editorial errors or omissions contained herein.

Adobe is a trademark of Adobe Systems Incorporated. Microsoft, Windows and Windows Vista are trademarks of the Microsoft group of companies. Oracle and Java are registered trademarks of Oracle and/or its affiliates. Other names may be trademarks of their respective owners.

4AA28459ENW Rev. 1, January 2011

